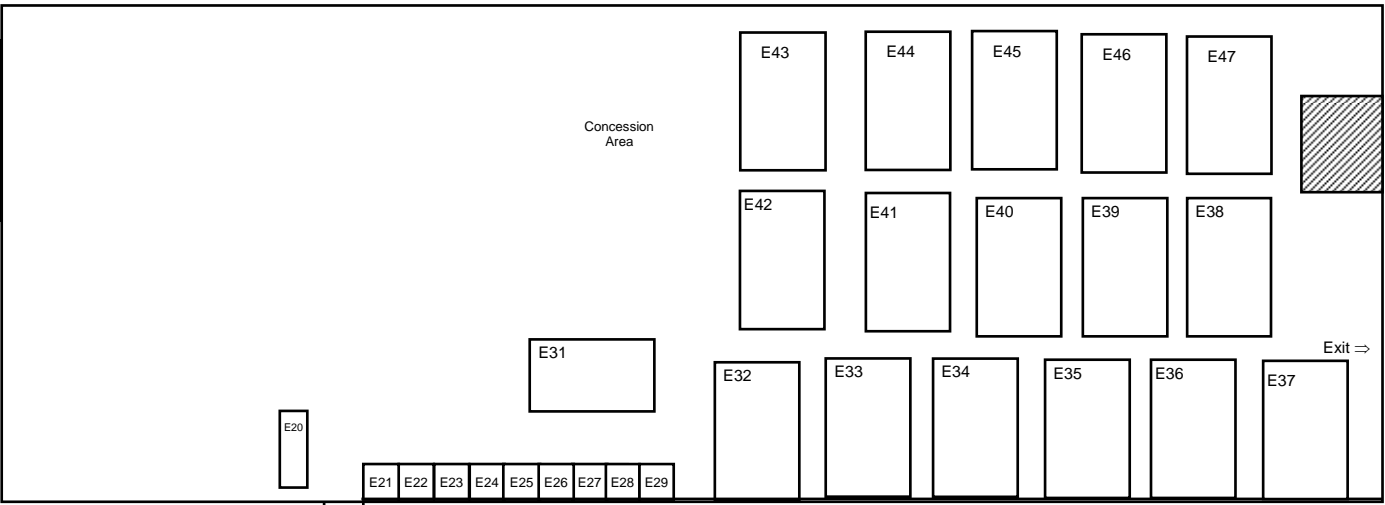


EXPO 2010

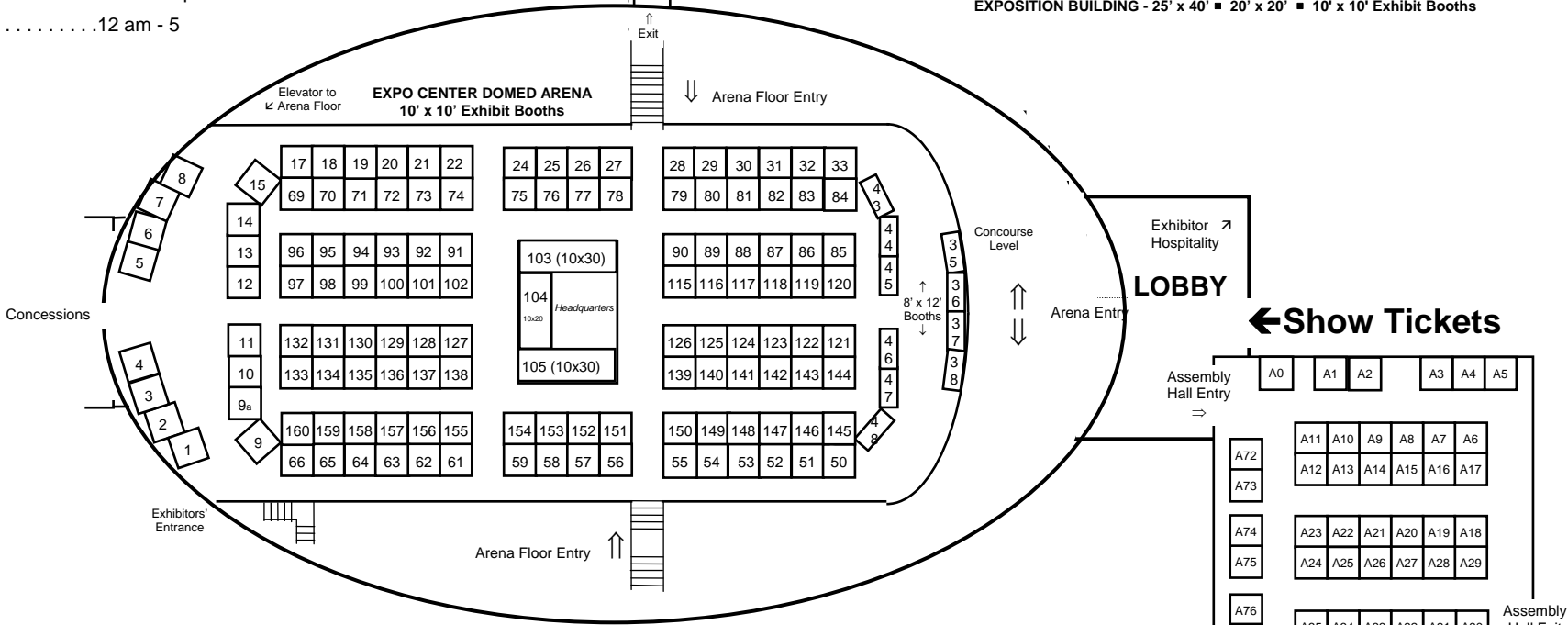
HOME & GARDEN SHOW BOOTH LAYOUT

SHOW HOURS

Saturday, Feb. 27. 10 am - 5 pm
 Sunday, Feb 28. 12 am - 5 pm



EXPOSITION BUILDING - 25' x 40' ■ 20' x 20' ■ 10' x 10' Exhibit Booths



EXPO CENTER DOMED ARENA
10' x 10' Exhibit Booths

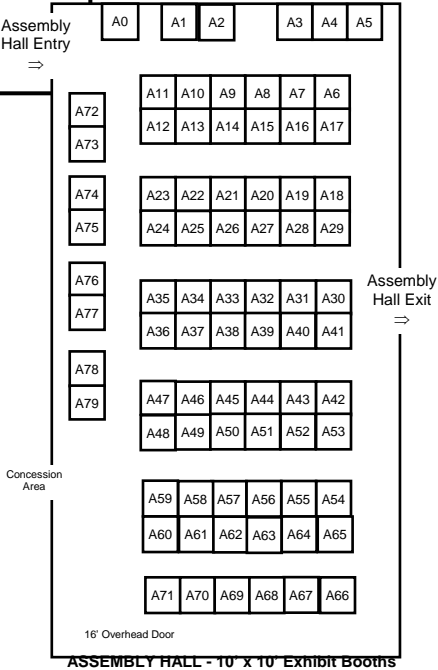
LOBBY

Show Tickets

SHOW TICKETS

Adults (Single Day) \$5.00
 Children (12 & Under) Free

BELL COUNTY EXPO CENTER
 Loop 121 & I-35 ■ Belton, Texas



ASSEMBLY HALL - 10' x 10' Exhibit Booths

Booth Price Guide

Domed Arena (10 x 10 Exhibit Booths)

TABA MEMBER PRICES:		1 - \$425	2 - \$725	3 - \$1,025
4 - \$1,325	5 - \$1,625	6 - \$1,925	7 - \$2,125	8 - \$2,325
NON MEMBER PRICES:		1 - \$525	2 - \$825	3 - \$1,125
4 - \$1,425	5 - \$1,725	6 - \$2,025	7 - \$2,225	8 - \$2,425

Domed Arena Center Booths #103 and 105 (10X30) *corner surcharge does not apply*

TABA MEMBER PRICE	\$1300
NON MEMBER PRICE	\$1700 (includes TABA membership)

Domed Arena Center Booth #104 (10X20) *corner surcharge does not apply*

TABA MEMBER PRICE	\$1000
NON MEMBER PRICE	\$1400 (includes TABA membership)

Assembly Hall (10 x 10 Exhibit Booths)

TABA MEMBER PRICES:		1 \$395	2 \$695	3 \$995
4 \$1,295	5 \$1,595	6 \$1,895	7 \$2,095	8 \$2,395
NON MEMBER PRICES:		1 \$495	2 \$795	3 \$1,095
4 \$1,395	5 \$1,695	6 \$1,995	7 \$2,195	8 \$2,495

****Add \$75 for all corner booths above.***

Exposition Building (10 x 10 Exhibit Booths)

TABA MEMBER PRICES:		1 \$380	2 \$705	3 -\$1,030	4 - \$1,330
NON MEMBER PRICES:		1 \$480	2 \$805	3 -\$1,130	4 -\$1,430

Exposition Building (25 x 40 Exhibit Booths)

TABA MEMBER PRICES:		1 - \$1,380	2 - \$2,380	3 - \$3,230
NON MEMBER PRICES:		1 - \$1,480	2 - \$2,480	3 - \$3,330

Booth Price Guide

3 YR Contract Pricing

Domed Arena (10 x 10 Exhibit Booths)

TABA MEMBER PRICES:				
1 - \$1148	2 - \$1958	3 - \$2768		
4 - \$3578	5 - \$4388	6 - \$5198	7 - \$5738	8 - \$6278
NON MEMBER PRICES:				
1 - \$1418	2 - \$2228	3 - \$3038		
4 - \$3848	5 - \$4658	6 - \$5468	7 - \$6008	8 - \$6548

Assembly Hall (10 x 10 Exhibit Booths)

TABA MEMBER PRICES:				
1 \$1067	2 \$1877	3 \$2687		
4 \$3497	5 \$4307	6 \$5117	7 \$5657	8 \$6467
NON MEMBER PRICES:				
1 \$1337	2 \$2147	3 \$2957		
4 \$3767	5 \$4577	6 \$5387	7 \$5927	8 \$6737

**Add \$75 for all corner booths above.*

Exposition Building (10 x 10 Exhibit Booths)

TABA MEMBER PRICES:				
1 \$1026	2 \$1904	3 - \$2781	4 - \$3591	
NON MEMBER PRICES:				
1 \$1296	2 \$2174	3 - \$3051	4 - \$3861	

Exposition Building (25 x 40 Exhibit Booths)

TABA MEMBER PRICES:		
1 - \$3726	2 - \$6426	3 - \$8721
NON MEMBER PRICES:		
1 - \$3996	2 - \$6696	3 - \$8991